


ZEBRA


Device Tracker

EASILY TRACK AND FIND MISSING ZEBRA ANDROID MOBILE DEVICES

Your Zebra Android mobile devices are crucial to your operations. Devices that are misplaced for even a short period of time can have a major impact on worker productivity and customer service quality. And while it's easy for workers to accidentally misplace a device, with thousands of square feet in your facility, locating missing devices can be like finding a needle in a haystack.

Introducing Device Tracker, a full-scale end-to-end solution that helps you track and find lost and misplaced devices. Device Tracker couldn't be easier to activate. Just purchase the service for the number of devices you own and Zebra takes care of the entire back end — there are no local or web servers to purchase, set up and manage; no server certificates to create and manage; and no licenses to install on your devices. To start tracking your devices, just configure and distribute the Device Tracker application onto your devices via your Enterprise Mobility Manager (EMM) or Zebra's StageNow complimentary Mobility DNA application. Everything is centralized — Device Tracker Administrators can see all devices in all locations, and can set up Managers to monitor and manage the devices in individual locations. All Device Tracker information and functions can be accessed and executed on a desktop or mobile computer — so the information required to immediately identify and locate missing devices is always at the fingertips of your administrators and workers.

The result? Maximum device availability. Maximum return on your device investment. And maximum workforce productivity.

Put the power to track and find your Zebra Android mobile devices in the palms of your hands with Device Tracker — only from Zebra.

BENEFITS

Eliminate lost or misplaced Zebra Android mobile devices to:

Maximize device availability and value

Maximize workforce productivity

Reduce the cost of tracking devices

Maximize Return on Investment (ROI)

Reduce Total Cost of Ownership (TCO)

Features

No-hassle cloud-based deployment

Device Tracker is all-inclusive, providing the technical support and the managed services you need to configure, deploy and maintain this cloud-based licensed subscription service. Just configure the back end for your environment, download the Device Tracker Client application onto your devices via your Enterprise Mobility Manager (EMM) or Zebra's StageNow complimentary staging tool and sit back — Device Tracker does the rest.

Scalable for virtually any size deployment

Device Tracker is designed to grow with your business. You can track up to 100,000 devices in up to 5,000 sites. Licenses are available for one, three and five years. And the more devices you cover and the longer your license term is, the more you'll save on your per-device cost.

The right level of access for every user

Device Tracker Administrators can see the status of all devices in all locations. Managers can see all the devices in their location. And any associate can launch the Device Tracker application on their mobile device to view and find specific misplaced devices via the Proximity Indicator, a Geiger-counter style tool.

Easy to access mobile application

Access this cloud-based mobile application on a supported Zebra mobile device or desktop computer. Real-time tracking information is always at the fingertips of your users. Administrator sees all licensed Zebra devices. Managers see all devices at their location. And associates can see misplaced devices that need to be located.

Improve accountability with device check-in check-out

Enable this optional feature to require users to scan a specific barcode to utilize a device — such as the barcode on their employee badge. Now you will always know which worker is using which device, improving accountability and providing better insight into the potential general location of misplaced devices.

Make devices easier to find with friendly access point names

Give your access points a friendly name, such as Hardware Department, to make your devices easier to find. Just create and upload a CSV file into Device Tracker that contains all of your access point addresses and the desired friendly name.

Security you can count on

With a secure connection to the Zebra Device Tracker server, you can always track and find your devices — without compromising security.

Easily find a specific device with Geiger-counter style simplicity

Any user — Device Tracker Manager or associate — can turn any supported Zebra Bluetooth Low Energy (BLE)-enabled Android mobile device into a Geiger-counter to easily find a missing device in three easy steps.

1. Determine the device's general location by simply opening the Device Tracker app on a supported Zebra mobile computer to see the access point the device is currently connected to. With support for user friendly names, such as Sporting Goods or Cosmetics, users will immediately know where to start.
2. Determine the device's specific location with Device Tracker's Proximity Indicator function. Once users are inside the access point coverage zone, this BLE-based feature indicates whether you are moving closer to or farther from the device.
3. Remotely ring the missing device when you are close, making it easy to find devices that may be hidden from view.

Presence information for all of your WiFi connected Zebra Android devices

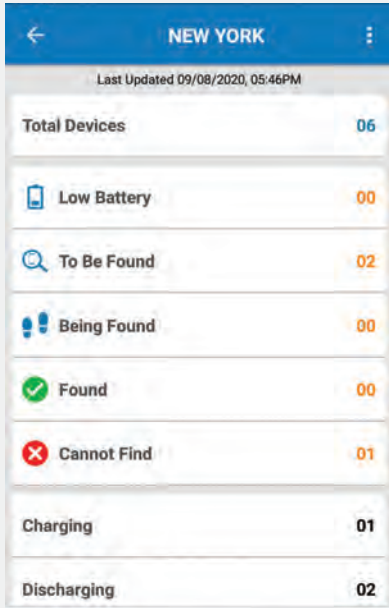
Whether you have a large warehouse or a small store, if your device is connected to your WiFi network, Device Tracker will help you track it. Available information includes the name of the device and the access point to which it is connected, remaining battery charge level, the time of the last report and any alerts associated with a device. And since you can see how many devices are in service at the start of every shift, you can ensure all devices are returned at the end of every shift.

If your devices are equipped with a secondary BLE, you can locate devices even if they are powered down. If the battery has been removed from the device, the Geiger-counter feature can be utilized to locate it.

Alerts protect device visibility

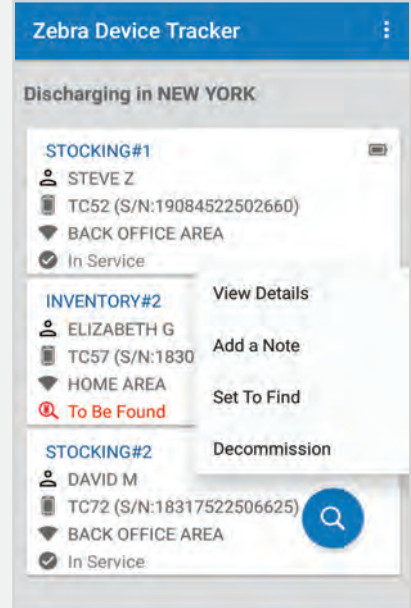
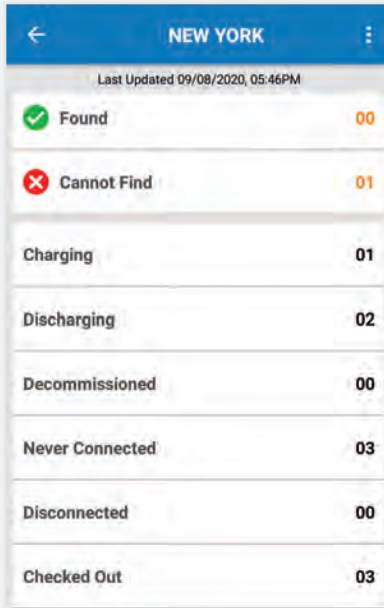
IT and facility administrators can easily see the status of all tracked devices at a glance, complete with alerts that identify devices that exceed your pre-defined thresholds. Alerts are triggered when devices have not reported into Device Tracker for the your specified amount of time, and when battery levels dip below your defined threshold. Simply click to place a device into 'To be found' mode, generating a work order that appears on all Zebra Android mobile devices that are running the Device Tracker Client application and are in the facility where the missing device is located. The device status is updated as soon as a work order is accepted and the search for a specific device is in process.

Manager Screens



Manager Site Dashboard — Overview:

Provides Managers at individual sites with an overview of the status of all devices at that site.



Manager Site Dashboard — Device

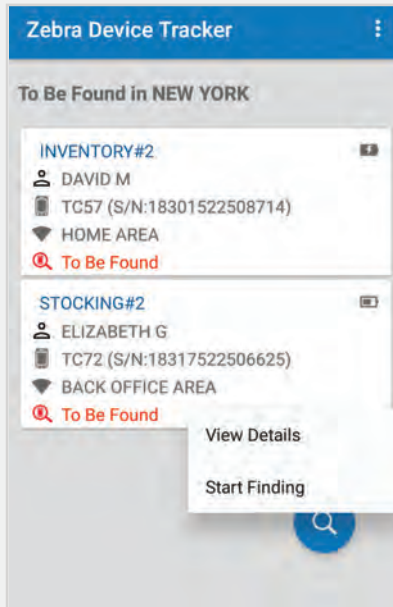
Details: Provides Managers at individual sites with an overview of the status of all devices at that site.

General Features



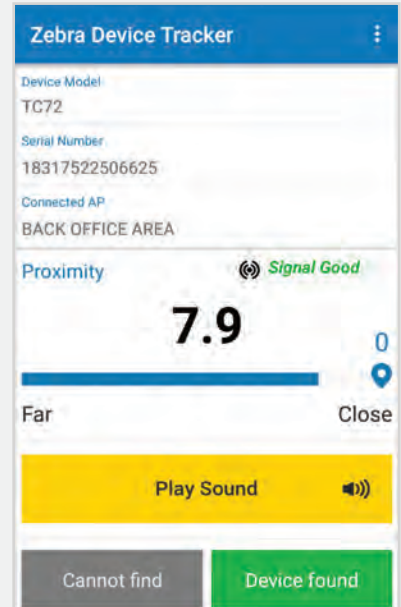
Device Checkout:

When users are mandated to scan their employee badge to activate a device, the result is visibility into which associate has which device— and more accountability.



Find Device Work Orders:

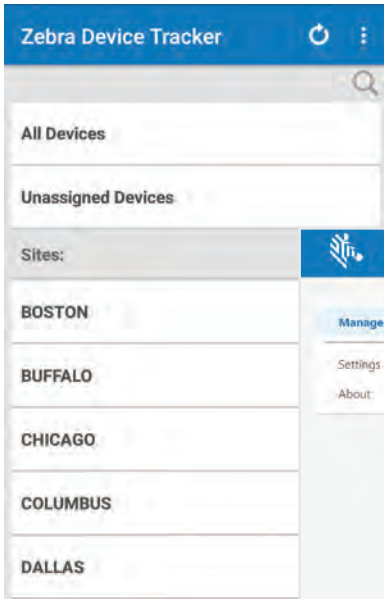
Displays the details of all devices to be located at that site.



Proximity Indicator/Geiger-Counter:

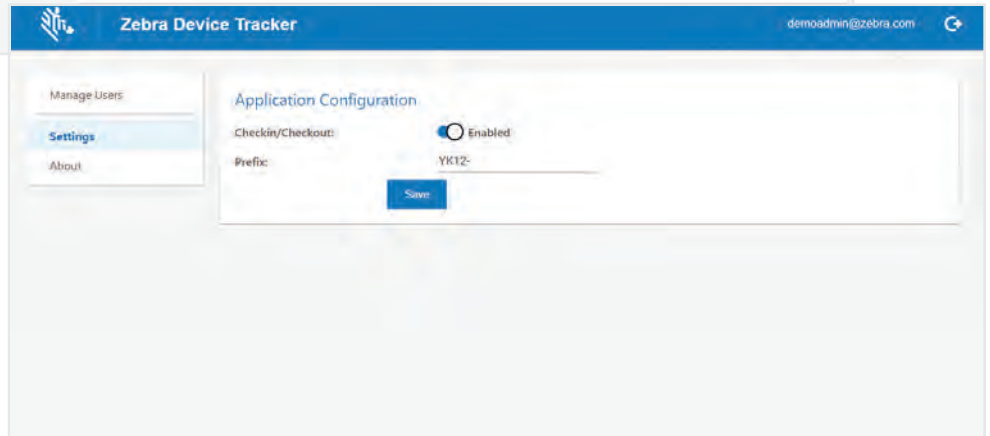
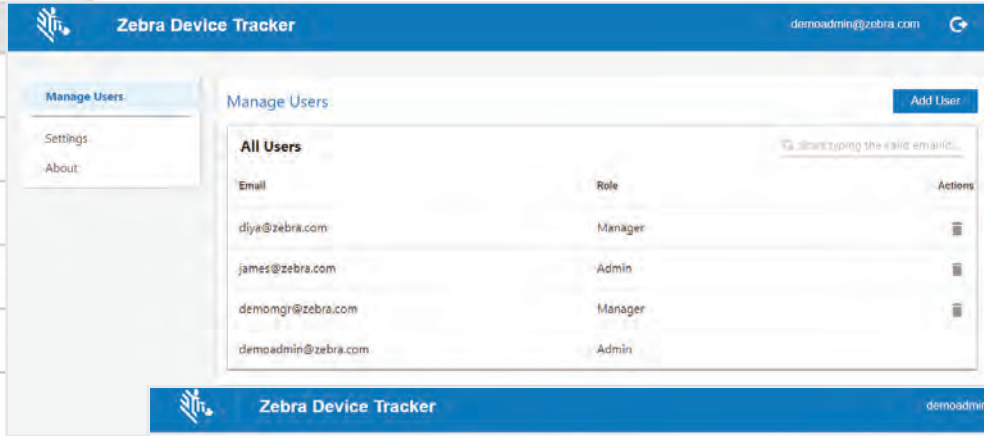
Indicates whether users are moving closer to or farther from a device; enables activation of the ring function.

Administrator Screens



Administrator Screens:

Administrators can view Device Tracker on a supported Zebra mobile device or a desktop computer. The ability to view information on a mobile device allows Administrators to monitor information anywhere and anytime. For example, the screen on the left presents all sites, and allows Administrators to drill down into any site for details. The intuitive interface allows even inexperienced Administrators to easily create users. And activating features, such as Device Check-In/Check-out, just takes one click.



Eliminate the high cost of lost and misplaced Zebra Android mobile devices in your organization with Device Tracker.
For more information, visit www.zebra.com/device-tracker



NA and Corporate Headquarters
 +1 800 423 0442
 inquiry4@zebra.com

Asia-Pacific Headquarters
 +65 6858 0722
 contact.apac@zebra.com

EMEA Headquarters
 zebra.com/locations
 contact.emea@zebra.com

Latin America Headquarters
 +1 847 955 2283
 la.contactme@zebra.com