

# "TWIN-CAT-2"

## Dual Spindle Unwind / Rewind Station


**Versatile Stand-alone Label Unwind / Rewind Stations with Label Inspection and Counting Options!**

*Now you can conveniently Unwind and Rewind Label Rolls on one piece of equipment!*

*The world's easiest solution for wind-in / wind-out, label reversing and inspection applications.*

Here's LABELMATE's new Dual-Spindle Heavy Duty Unwinder / Rewinder, the TWIN-CAT-2. With two powerful motors and your choice of core holders you have maximum versatility in setting up the operation you need. Both spindles can rewind or unwind. You control the direction and torque on each Spindle independently. An External Halt Control allows you to STOP and START the TWIN-CAT-2 with a foot switch or other external device if desired. A worldwide universal switching power supply is included for extra power.

Here are some of the many possible applications:



- Unwind and Rewind labels on one machine. Ideal for "wind-in / wind-out" operations.
- Reverse the order of serialized labels on a roll.
- Conveniently rewind labels onto a different core size. With universal Adjustable Core Holders you can unwind from any diameter core and rewind onto any diameter core within the range of 25 to 101 mm in diameter! Great for production shops with varied jobs.
- Add the Label Inspection option to create a stand-alone Inspection Station. You can also add a Label Counter if you need one.
- Wind small rolls of labels from larger ones.
- Conveniently strip the unwanted matrix from die-cut labels for easy disposal as you rewind them in-line with your printer or off-line.

LABELMATE's new Unwind / Rewind Stations are available in many different configurations to fit perfectly into your label production. All TWIN-CAT-2 Models operate at up to 125 cm per second. See "How to Order" below.

|                   | ADD TWO CORE HOLDERS FROM LIST (MIX OR MATCH) | CORE DIAMETER                    | WIDTH  | NUMBER OF FLANGES |
|-------------------|---|----------------------------------|--------|-------------------|
| <b>TWIN-CAT-2</b> | <b>1-INCH</b>                                 | 25,4 mm (1")                     | 155 mm | 1                 |
|                   | <b>STANDARD</b>                               | Specify 38, 40, 44, 70 or 76 mm  | 155 mm | 2                 |
|                   | <b>STANDARD 10-INCH</b>                       | Specify 38, 40, 44, 70 or 76 mm  | 255 mm | 2                 |
|                   | <b>ACH-CAT-S (No Mix*)</b>                    | 25 to 101 mm                     | 155 mm | 1                 |
|                   | <b>CHUCK – C-xx*170</b>                       | *Specify 38, 40, 44, 70 or 76 mm | 170 mm | 1                 |
|                   | <b>CHUCK – C-76220</b>                        | 76 mm                            | 220 mm | 1                 |
|                   | <b>CHUCK – C-76270</b>                        | 76 mm                            | 270 mm | 1                 |
|                   | <b>CHUCK – C-100170</b>                       | 100 mm                           | 170 mm | 1                 |
|                   | <b>CHUCK – C-100220</b>                       | 100 mm                           | 220 mm | 1                 |
|                   | <b>CHUCK – C-100270</b>                       | 100 mm                           | 270 mm | 1                 |

\* The ACH-CAT-S core holders can not be mixed with another type. Each spindle allows rolls up to 220 mm in diameter.

How to Specify Your TWIN-CAT-2 Stand-alone Unwind / Rewind Station – Refer to the table page 1.


“TWIN-CAT-2, [*specify Core Holder*] Upper Spindle, [*specify Core Holder*] Lower Spindle.”  
 Add Inspection and / or Counter Options if desired. Please see the table below.

**Label Inspection and Counter Options**

The Label Inspection option, **INSP-1**, adds a handy Label Inspection Fixture to the side of your **TWIN-CAT-2**. It has two rollers over which your labels run as they are presented for inspection. You can also wind-in or wind-out at the same time as you perform the inspection operation. If you want to, when inspection is complete, you can conveniently rewind the labels back onto their original core one the same machine by just reversing the direction of the Rewind Spindles.

You can also order a **PC-1** Label Counter for your inspection station. This will count the labels as they pass by a sensor mounted on the Inspection Fixture. The **PC-1** counts single- or multi-across labels and you can preset a batch size. Counts up. Includes a Halt Control Cable to optionally stop your **TWIN-CAT-2** automatically when your job is finished.


| MODEL                | DESCRIPTION  | WIDTH  |
|----------------------|--|--|
| <b>INSP-1</b>        | Inspection Fixture mounts in minutes on the side of your TWIN-CAT-2. Includes two rollers that your labels glide over as they are presented for inspection. Bi-directional, variable speed operation allows control over winding tightness as well. Can be started and stopped with the optional Foot Switch listed below. | Up to 155 mm or 255 mm (depends on the core holder). |
| <b>INSP-1 + PC-1</b> | Optional Preset Counter with adjustable counter sensitivity. Conveniently pre-mounted on the INSP-1 Inspection Fixture ready to plug in and use.   | -  |
| <b>FOOT SWITCH</b>   | Foot Switch to start and stop the TWIN-CAT-2, CAT-3 or MC Rewinders.   | -  |



**TWIN-CAT-2 CHUCK with INSP-1 & PC-1**



**TWIN-CAT-2 ACH**



**TWIN-CAT-2 STANDARD / C-76170**



Specifications are subject to change without notice. DATATWIN-CAT2 EUR.DOC 09/2012